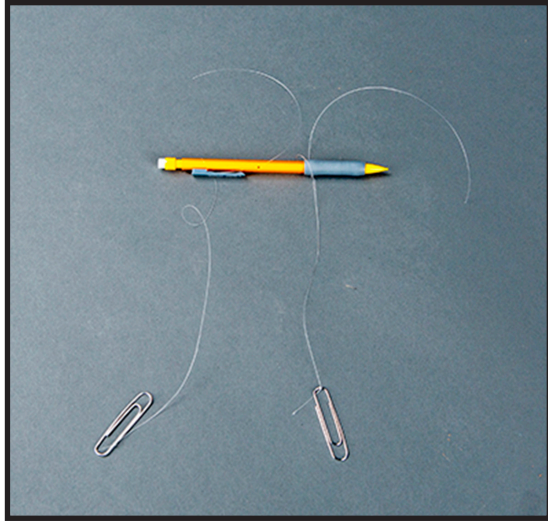



Powerful Magnets


Step 1: Tie two strings to the pencil. Tie a paper clip to the end of each string.



Step 2: Tape magnets to the ruler.



Step 3: Balance ruler across two stacks of Bibles.



Step 4: Tape the strings so that the paper clips hover under the magnets. Slide the strings as needed.

